



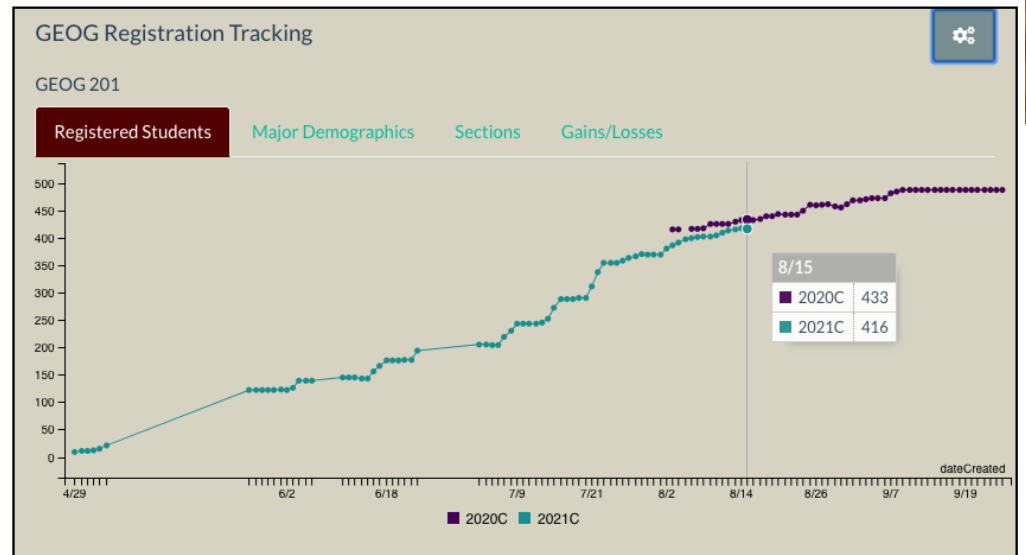


Improving Your Annual Evaluations for Faculty Using F180

David Cairns, Geography

Who I am

- 25 years on the faculty at TAMU.
 - 10 years as the Department Head of Geography.
 - Chair of the Department Head Council Steering Committee.
 - Member of the F180 implementation task force (a few years back).
-

I build stuff.





Faculty Annual Performance Evaluations

What to expect today:


- 1) Recognize that we are all frustrated.
 - 2) Review the limitations of F180.
 - 3) Demonstrate a new tool to help interpret F180 data for faculty evaluations.
-



What we won't do:

- 1) Fix all the problems (or maybe any of them)!
 - 2) Develop a deep affection of Faculty180.
-

OK, let's get it over with...





A Sample F180 Activity Report

David Cairns
Spring 2022 - Fall 2022

This information is auto-populated from a university data source and pulls the **main instructor of record only** (Fall 2009-present). *Student credit hours will now auto-load starting Spring 2023.* New courses will be uploaded on the 12th day of class each semester. Each course section is editable and faculty members who teach should verify their teaching information is correct. Faculty members can also add their "% Contributed to the Course" as well as a "Descriptive (if applicable)". Faculty members who are co-instructors can now add the courses they co-taught to this section including their percentage of effort in teaching the class. Faculty members can also indicate if a course has "Multidisciplinary Collaboration Activities" by choosing "Yes or No" as appropriate for this column.

If you have any questions, please contact us at faculty180@tamu.edu.

Teaching Input Section										Semester	Activity Classifications
Course Title	Course	Credit Hours	Lab Hours	Instruction Mode	Lecture Hours	Student Credit Hours	Enrollment	If co-taught, % contributed to course	Descriptive (if applicable)	Start Semester	Multidisciplinary Collaboration Activities Involved
WORKSHOP ENVIRONMENTAL STUDIES	GEOS 380 210	3		TR			12			Summer 2022	
QUANT METHODS IN GEOG	GEOG 652 600	3		TR			17			Fall 2022	
RESEARCH	GEOG 691 602	23		NT			1			Fall 2022	

This section is where faculty can upload teaching evaluation documentation. Please check with your department/unit on what items to upload (e.g., student surveys, tables, charts, etc.).

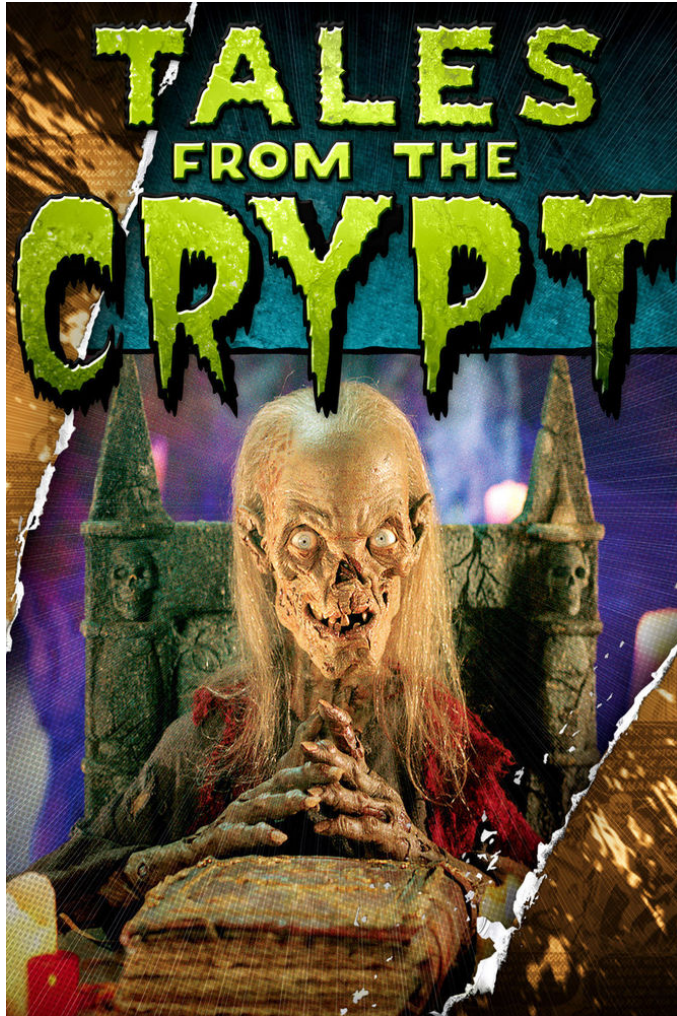
If you have any questions, please email us at faculty180@tamu.edu.

Course Evaluation Data/Results	Semester
Description	Start Semester
No data available in table	

Faculty members should enter any short courses, certificate programs, course development/innovation, continuing education, academic guest lectures, seminar speaking engagements, or workshops given, etc., that they were the instructor of and organized involving students. Leave this section blank if it does not apply to you.

If you have any questions, please email us at faculty180@tamu.edu.

Additional Teaching Activities										Semester
Title	Audience	Location Instruction Delivered	Sponsoring Organization	Sponsoring Organization Location	Number of Participants	Description	Start Date	End Date	Start Semester	
No data available in table										



My Goals for Faculty Evaluations

Make it easy on the faculty.



Reduce faculty frustration.

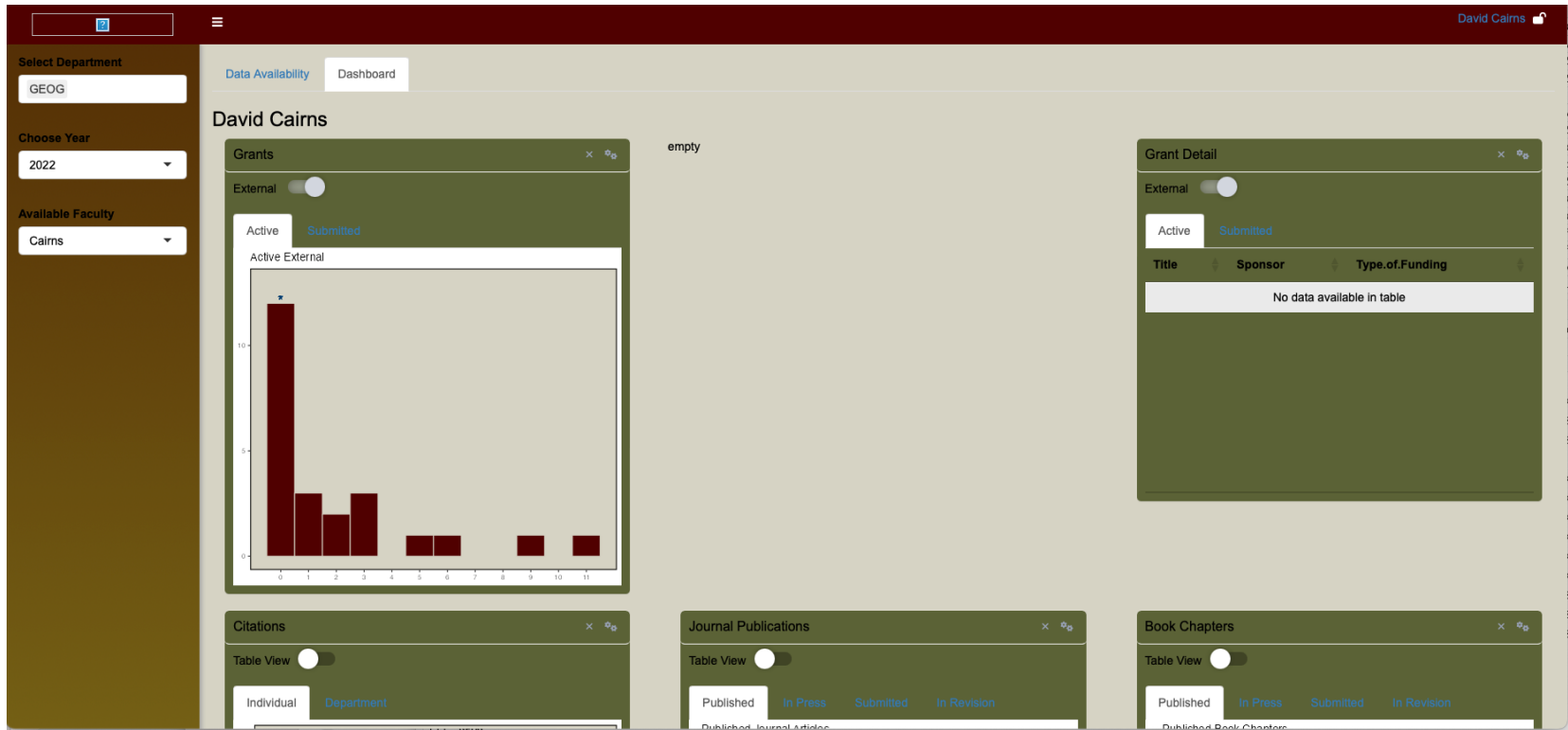
My Goals for Faculty Evaluations

Provide meaningful thoughtful comments to help faculty improve their performance.



A tool that will help you:

- 1) Identify salient information.
 - 2) Summarize individual faculty performance.
 - 3) Differentiate faculty performance based on peer group.
-



Let's take a look at the app.



Where the data come from:

Faculty180

Google Scholar / Web of Knowledge

Banner Reports

Office of Institutional Effectiveness & Evaluation

Maestro



Faculty180 Data

Faculty List

Grants Data

Journal Publications

Book Chapters

Presentations

Courses Taught

Awards Data

Service Data



Faculty Affairs Portal

Home

Interfolio

Hiring Work

Credentialing

FDL

Catalog

Admin

- Home
- Faculty180
- Announcements & Help
- Profile
- Activities
- Forms & Reports
- Vitas & Biosketches
- Find Colleagues
- Account Access
- Administration
- Reports
- Administration
- Communication
- Setup
- Faculty Search
- Positions
- Administration
- Reports
- Users & Groups
- Review, Promotion and Tenure
- Cases
- Templates
- Administration
- Reports
- Users & Groups

My Tasks 1

1 Unread Tasks

0 Read Tasks

Title	Due Date
Annual Activity Reporting for Geog	

Annual Activity Reporting for Geog
Activity Input | 2021-08-15 12:00 am - 20

Administration

Activity Input

- Initiate Faculty Input Workflow
- Approve Faculty Input

Initiate formal faculty activity input workflow
Monitor participation and review/approve faculty activities

Bulk Data

- Back Up Data

Back up and export system data in bulk

Tools

- Emulate User
- Support Accounts
- Search
- Clear Faculty Scholarly Duplicates

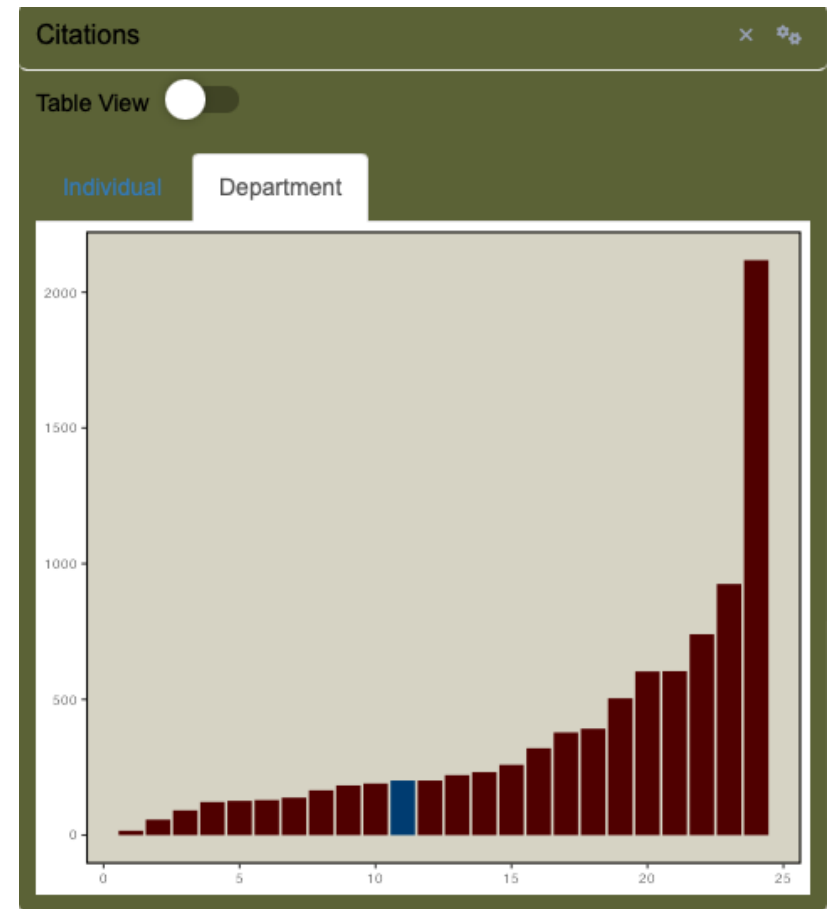
Emulate faculty, administrators, and other users
Create, edit, or change administrative rights for support accounts (non-faculty members who need administrative access)
Search faculty data based on words
Clear Faculty Scholarly Duplicates

Add Activity

Select from the dropdown list to create a
Select...

Google Scholar / Web of Knowledge

Citations Data





Banner Reports

Graduate Committee Membership

SRC_AL_GRAD_COMM_**GE**_CSV

Graduation Data

SRC_AL_FINAL_GRAD_AL_CSV



Navigation icons: Campus, Reports, eCampus, Canvas, Zoom, Email, Exchange, Google Drive, LinkedIn Learning, Library, Class Search, SSO

Left sidebar menu with sections: Favorites, Emergency Notification System, Bookmarks, Reset My Layout, IT Alerts - Texas A&M, Campus News - Texas A&M, Campus Events - Texas A&M, Google Apps at Texas A&M, Directory Search, Google Campus Search, Quick Links, Learn About Howdy

Table with columns: Report Name, Report Description, Last Report Date, Most Used. Lists various reports like PWS_CURR_STD_COMM_GE, PWS_COURSE_BY_MAJ_CNTS, SRC_AL_GRAD_COMM_GE_CSV, etc.



TEXAS A&M
UNIVERSITY

Office of Institutional Effectiveness and Evaluation

<http://assessment.tamu.edu>

Teaching Evaluation Data

ATM OFFICE OF INSTITUTIONAL EFFECTIVENESS & EVALUATION SEARCH

Courses Academic Programs Departments College/Campus University Your Voice

About Assessment Surveys & Reports Student Course Evaluations Scanning Services Request AEFIS Access

Our Purpose

The goal of assessment is to use data to make informed decisions about teaching, learning, program delivery, equity, and overall institutional effectiveness. Engaging in systematic, integrated, and thoughtful assessment of student learning, the student learning experience, and administrative and support functions helps our campus to ensure a high-quality, equitable experience for all students.

Maestro

Access:

Available through SSO

<http://sso.tamus.edu>

Use:

Detailed information about sponsored projects (grants and contracts)



TEXAS A&M UNIVERSITY SYSTEM SINGLE SIGN ON

- Home
- My Managers
- My Employees
- My Roles
- Profile
- Log
- Blocked Countries

Applications you have access to

Name : **Loden, Lori Taylor** UIN : **408004947** ADLOC : **02133917**

SSO Menu

- AggieBuy
- Concur
- HRConnect Legacy
- Maestro**
- MyEvive
- Time & Effort
- TrainTraq
- Workday
- Workday Help

Manage Menu



- Home
- Documents
- Users
- Settings
- Global

Project Search

- Home
- My Work List
- Search
- My Settings
- Contact Us
- About Maestro
- Reports

4 Documents For Approval	0 Tasks	7 To-Do
<ul style="list-style-type: none"> 0 Proposal Routing 0 Project IDC Distribution 0 Proposal IDC Waiver Request 4 Closeout Decision 0 User Access Request 0 Project Approval 	<ul style="list-style-type: none"> 0 Proposal 0 Project 0 General 0 New Organization 	<ul style="list-style-type: none"> 7 Project Deliverable 0 Project Compliance 0 Compliance Official Project Item 0 Project Closeout 0 Project Personnel Review 0 Project Reporting Code


Administration

- Proposal
- Project
- Account
- Definition

Researcher

- Account List
- Proposal
- Project
- Financial Disclosure
- Profile

Remember...





What's next?

Interactivity of the graphics.

Download summary reports for faculty

Create Department-level reports to provide summary information to our Deans.



TEXAS A&M
UNIVERSITY.

What do you want/need?

cairns@tamu.edu
